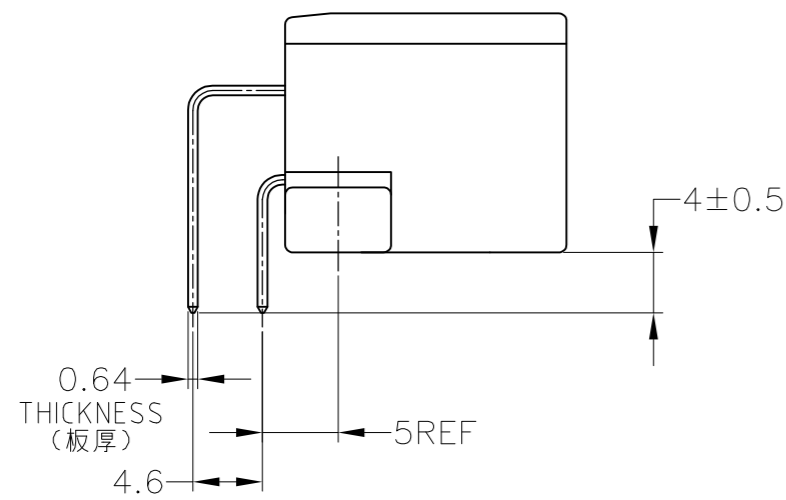
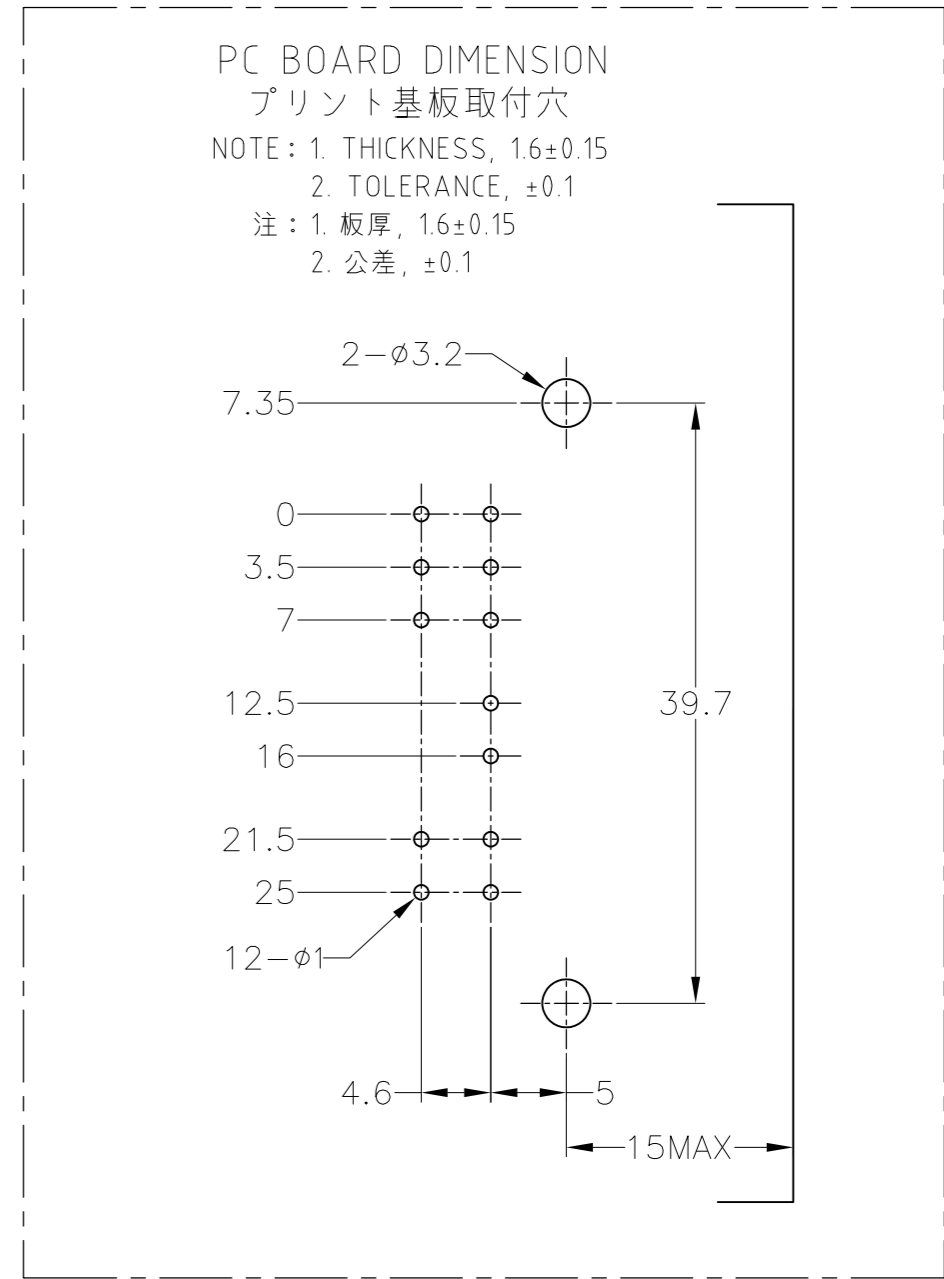
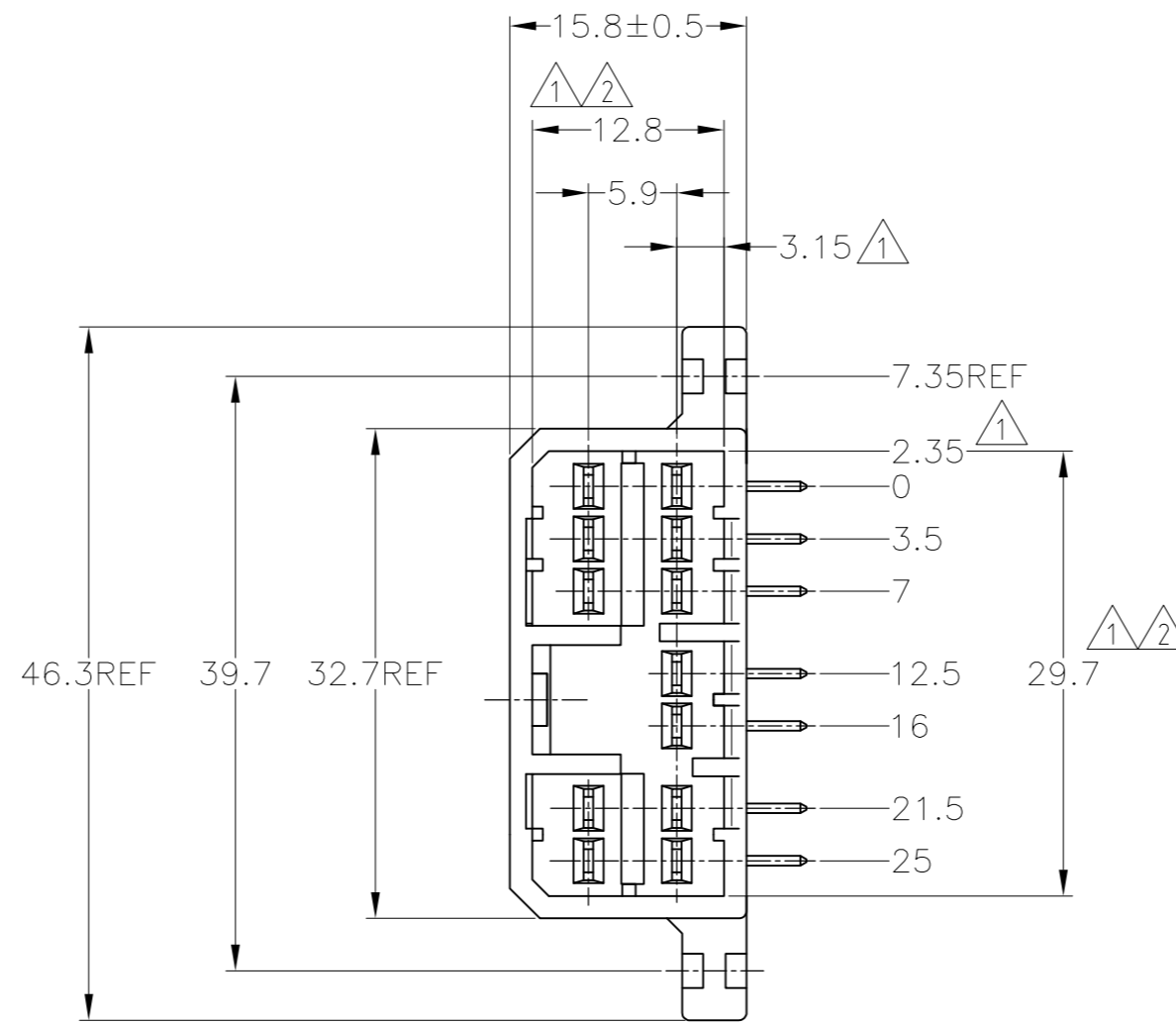
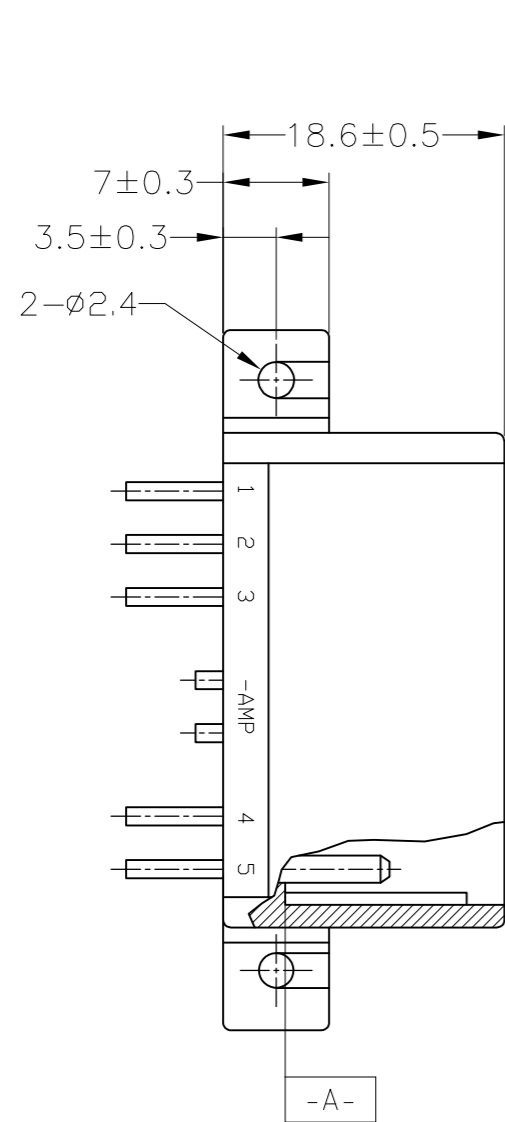


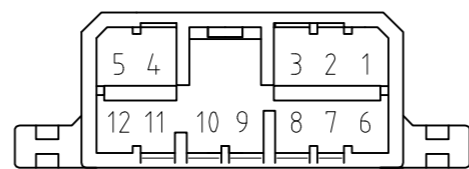
THIS DRAWING IS UNPUBLISHED. RELEASED FOR PUBLICATION  
 © COPYRIGHT - By - ALL RIGHTS RESERVED.

LOC	DIST	REVISED				
		P	LTR	DATE	DWN	APVD
J	-	H3	REVISED PER ECO-11-005140	28MAR11	RK	HMR



- [-A-] 面より2mmの範囲で測定。
- △2 相手ハウジングと所定の機能を満足して嵌合できること。
- 3. プリント基板への取付は、JIS B1115又は1122, M3×6ナベ(2種又は4種)のタッピンネジで締付けた後ハンダ付する。(締付けトルク4kg-cm以下)
- △4 回路番号: 下図参照のこと。
- △5 PN 2-173858-6のタブの位置は、回路番号の1, 3, 5, 6, 8, 10, 12とする。

- △1 TO BE MEASURED BETWEEN [-A-] AND 2.
- △2 TO BE MATE WITH PLUG HSG SMOOTHLY.
- 3. TO BE USE M3 TAPPING SCREW JIS B1115 OR 1122 (TYPE 2 OR 4) BEFORE SOLDER.
- △4 CIRCUIT NUMBER.



△5 TAB POSITION OF PN 2-173858-6; CIRCUIT NUMBER 1, 3, 5, 6, 8, 10, 12.

HB	△5 PRE-TIN	-	GRAY	2-173858-6	
OBSOLETE	SELECTIVE-TIN	PRE-TIN	GRAY	3-173858-2	
OBSOLETE	SELECTIVE-TIN	PRE-TIN	WHITE	3-173858-1	
HB	TIN-LEAD	SELECTIVE GOLD	1~12	GREEN	2-173858-4
V-2	PRE-TIN	-	WHITE	9-173858-1	
HB	PRE-TIN	-	GRAY	173858-6	
	TIN-LEAD	SELECTIVE GOLD	1~12	WHITE	2-173858-1
	PRE-TIN	-	GREEN	173858-4	
	PRE-TIN	-	WHITE	173858-1	
FLAMMABILITY OF MATERIAL 使用材料難燃グレード	SOLDERING SIDE 半田付け部	CONTACT SIDE 接触部側	GOLD PLATED CIRCUIT NO 金めっき回路番号	COLOR 色	PART NUMBER 製品型番
	CONTACT FINISH コンタクト仕上		△4		

TOLERANCES UNLESS OTHERWISE SPECIFIED:  
 一般公差

10±	±0.2
30±	±0.25
100±	±0.3
ANGLE	±3°

THIS DRAWING IS A CONTROLLED DOCUMENT.

DWN	T.SHINOHARA	06FEB07
CHK	K.BETSUI	06FEB07
APVD	K.BETSUI	06FEB07
PRODUCT SPEC	製品規格	108-5216
APPLICATION SPEC	取付適用規格	-

TE Connectivity

070 SERIES MULTI-LOCK I/O CONNECTOR  
 12 POSITION CAP HOUSING ASSEMBLY  
 (H-TYPE)

SIZE	A2	CAGE CODE	00779	DRAWING NO	173858	RESTRICTED TO	-
SCALE	2:1	SHEET	1 OF 1	REV	H3		

CUSTOMER DRAWING